

TESLA

LED-HID

EMULATOR

FOR TESLA MODEL „S” (2012 - 2016.06)





Introduction

With 2016 the Tesla Model S got an update

Tesla model S has changed the front fascia and now has a similar design as the Model X, adding adaptive LED headlights.

Comparison of pre vs. post facelift lights

HID



Tesla Model S before face-lifting

LED



Tesla Model S after facelift

What's the LED - HID emulator for ?

LED-HID emulator allows you to adapt new LED headlight to older Tesla Model S before facelift.

The emulator converts analogue inputs to digital and transmits to the LED headlights.


With that EMULATOR you can connect LED (New face headlights) to old Tesla Model S with HID lights.

Applies to Tesla model S with old HID lamps only – Tesla Model S 2012 - June 2016




How to connect LED - HID emulator

Let's get started



Before you start the new LED lamps has to be attached

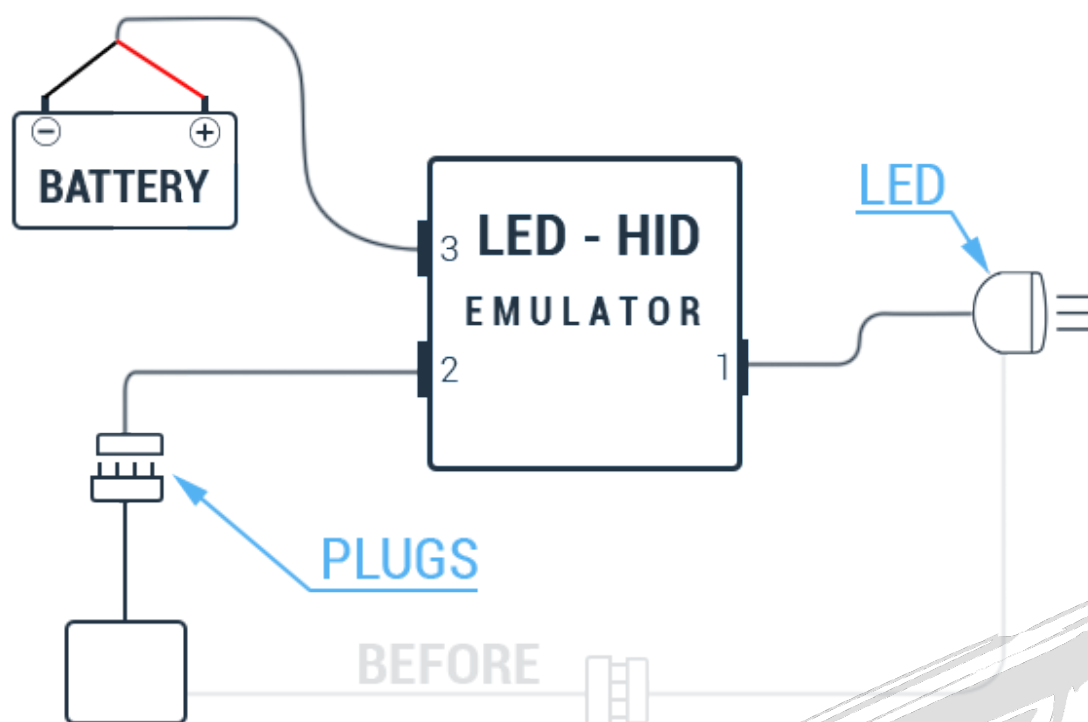


connect all connectors (description below)



- 1) plug it to the LED lamp
- 2) plug it to HID-LED emulator
- 3) connect the emulator power supply to the battery (positive and negative)
 - RED +12v positive terminal
 - BLACK GND negative terminal
- 4) Check all connections again.
- 5) Done !

we strongly recommend using a 15A fuse for protection



block diagram of LED - HID emulator connections

Now you can enjoy of new fully working LED headlights
The emulator is working like analog to digital converter (A/D)

If you have any questions please feel free to contact us

LED-HID Emulator by www.t-can.it

info@bacila.com

Distributor: *PREMIUM Tools24*

info@premium-tools24.com

<https://premium-tools24.com>

